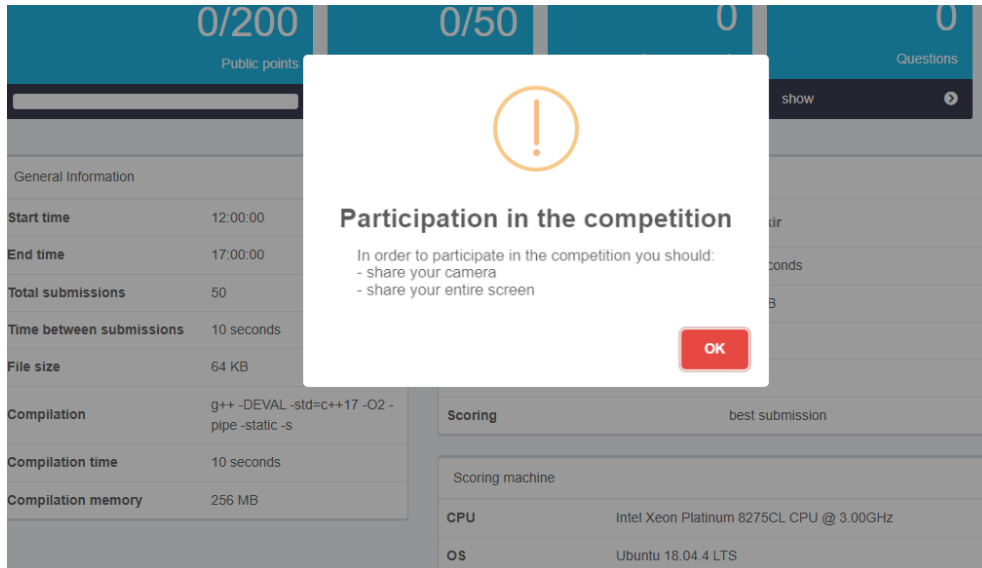


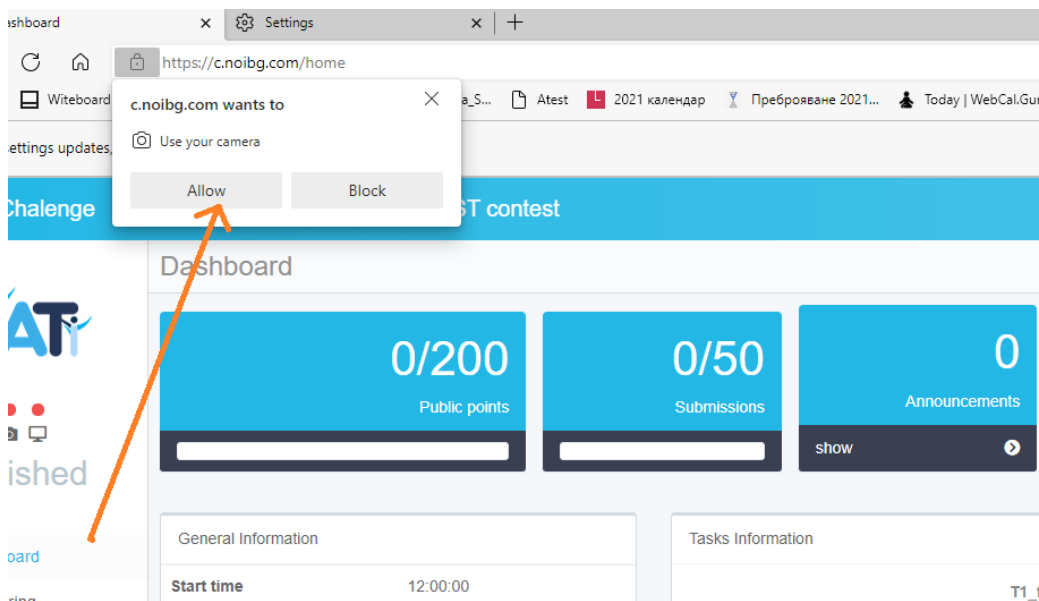
Enter one of the addresses

a.noibg.com, or b.noibg.com, respectively for the senior group or for the junior group.

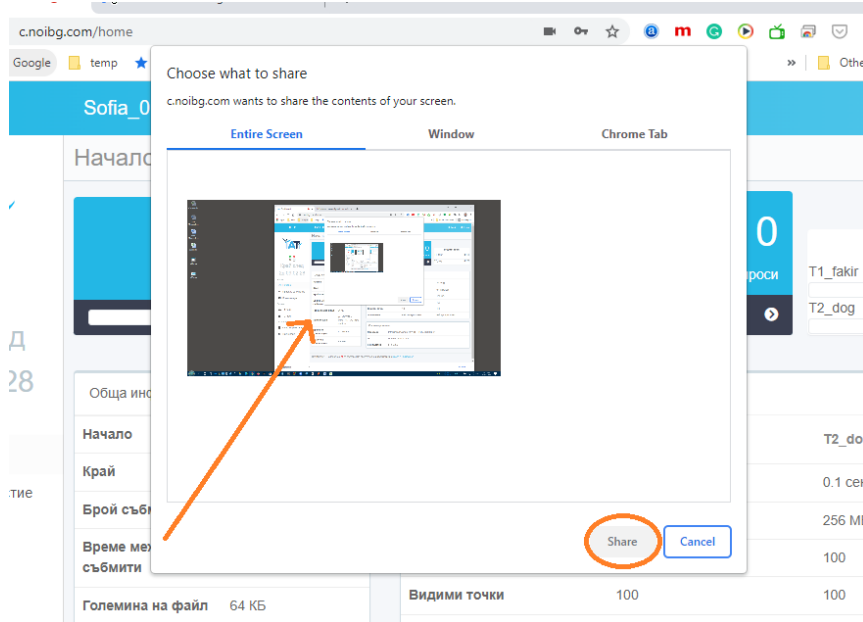
On the login screen, enter your name and password. Then you see the requirements:



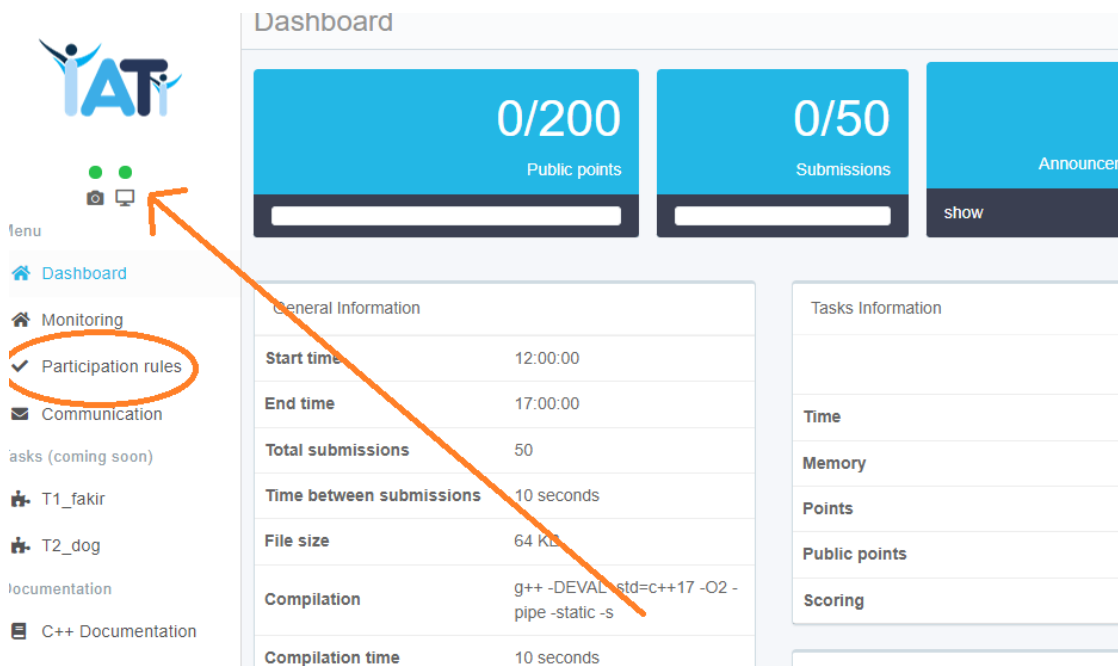
Click "OK". Then, in the window that appears, click "Allow" to enable the camera:



Then, a window for enabling screen sharing appears:



Click the image that shows the thumbnail of the entire screen (it is under "Entire Screen") and then click "Share". The two dots indicated by the red arrow start to glowing green (if any of the dots stop glowing green (this can happen, for example, when refreshing the screen), press the corresponding icon). You can now view what is on the screen and be sure to read the "Rules for Participation" section:



Now select one of the tasks by clicking on its name:

The screenshot shows the IAT dashboard. On the left is a menu with options: Dashboard, Monitoring, Participation rules, Communication, Tasks (coming soon), T1\_fakir, T2\_dog, Documentation, and C++ Documentation. The 'Tasks' section is circled in orange, with 'T1\_fakir' and 'T2\_dog' also circled. The main dashboard area has three summary cards: '0/200 Public points', '0/50 Submissions', and 'Announcements'. Below these are two tables: 'General Information' and 'Tasks Information'.

General Information	
Start time	12:00:00
End time	17:00:00
Total submissions	50
Time between submissions	10 seconds
File size	64 KB
Compilation	g++ -DEVAL -std=c++17 -O2 -pipe -static -s
Compilation time	10 seconds

Tasks Information	
Time	
Memory	
Points	
Public points	
Scoring	

You can find task's statement and to read it use the "open" or "download" button. After solving the task, send the source code by selecting your .cpp file using "Browse" and then clicking "Submit":

The screenshot shows the task submission interface for 'Task 2 - T2\_dog'. The task name 'T2\_dog' is circled in orange. Below it are 'Open' and 'Download' buttons, also circled. A progress bar shows 'Feedback - 100 points of 100'. Below that is a 'Scoring - best submission' table with columns for 'Date' and 'Memory'. The submission area on the right has a 'Submit' section with 'File' and 'Code' tabs. A 'Select file!' input field with a 'Browse' button is circled in orange. Below it is a 'Send' button, also circled. At the bottom, it says 'There are no submissions'.

Date	Memory
0.1 seconds	256 MB